



MCB Bank Limited

Financial Control Group
6th Floor, MCB House
15 Main Gulberg, Jail Road
Lahore, Pakistan

CIRCULAR NO: FCG-BS-2023-16

Date: March 30, 2023


REVISION IN PROVISIONAL PROFIT RATES
EFFECTIVE FROM APRIL 01, 2023 TO JUNE 30, 2023

This has reference to our earlier circulars no FCG-BS-2022-68 and FCG-BS-2023-03 dated Dec 28, 2022 and Jan 30, 2023 respectively.

All concerned are informed that in light of the revision in monetary policy rate, the management has decided to change provisional profit rates, effective from April 01, 2023. The revised sheet of provisional profit rates for LCY/FCY and Term deposits is enclosed.

All incumbents are also advised to inform their clients about the procedure for seeking special rates on Term Deposits, 365 Gold Deposits and FCY Deposits. Further, the attached annexure must be displayed on the notice board for information of general public / customers.


Please bring the contents of this circular to the knowledge of all concerned.



Naveed Qamar


Department Head

Taxation, Recon & Br. Support



Anjum Javed

Divisional Head



MCB BANK LTD

Local Currency Accounts

PROVISIONAL PROFIT RATES JANUARY - JUNE 2023

Deposit Accounts M stands for million		Provisional Rates Effective From Jan 01, 2023 to Jan 31, 2023	Provisional Rates Effective From Feb 01, 2023 to Mar 31, 2023	Provisional Rates Effective From Apr 01, 2023 to Jun 30, 2023
S.#	Products	Rate	Rate	Rate
1	PLS Savings Account	14.500%	15.500%	18.500%
2	Khushali Bachat Account	14.500%	15.500%	18.500%
3	PLS Savings – 365	14.500%	15.500%	18.500%
4	Savings 365 Gold*:			
	Less than 50M	14.500%	15.500%	18.500%
	Rs.50M to less than 100M	14.500%	15.500%	18.500%
	Rs.100M to less than 250M	14.500%	15.500%	18.500%
	Rs.250M to less than 500M	14.500%	15.500%	18.500%
	Rs.500M and above	14.500%	15.500%	18.500%
5	PLS Savings XTRA:			
	Less than Rs. 5M	14.500%	15.500%	18.500%
	Rs. 5M to less than Rs. 25M	14.500%	15.500%	18.500%
	Rs. 25M & Above	14.500%	15.500%	18.500%
6	MCB Smart Savings Account			
	Less than Rs. 200,000	14.500%	15.500%	18.500%
	Rs.200,000 to Less than Rs. 300,000	14.500%	15.500%	18.500%
	Rs.300,000 and Above	14.500%	15.500%	18.500%
7	MCB Savings Maximizer Account			
	Less than Rs.1,000,000	14.500%	15.500%	18.500%
	Rs.1,000,000 to Less than Rs.3,000,000	14.500%	15.500%	18.500%
	Rs.3,000,000 and Above	14.500%	15.500%	18.500%
8	MCB Salary Gold Account	14.500%	15.500%	18.500%
9	MCB Enhanced Savings Account (Frozen)	14.500%	15.500%	18.500%
10	MCB Fun Saving Club	14.500%	15.500%	18.500%
11	Rupee Maximizer (Frozen)	14.500%	15.500%	18.500%
12	MCB Pensioner Saving Account	14.500%	15.500%	18.500%
13	MCB Senior Citizen Saving Account	14.500%	15.500%	18.500%
14	MCB Asaan Saving Account	14.500%	15.500%	18.500%
15	ROSHAN Digital Saving Account	14.500%	15.500%	18.500%
16	MCB Asaan Digital Savings Account	14.500%	15.500%	18.500%
17	MCB Freelancer Digital PKR Savings Account	14.500%	15.500%	18.500%
18	MCB Asaan Digital Remittance Savings Account	14.500%	15.500%	18.500%
19	MCB Young Savings Account	14.500%	15.500%	18.500%
20	MCB Ladies Savings Account	14.500%	15.500%	18.500%

* Note: Clients interested in Special Rates for 365 Gold Deposits, exceeding specified amount should approach Branch Manager.

Funan
14/06/23

PROVISIONAL PROFIT RATES JANUARY - JUNE 2023

Deposit Accounts <small>M stands for million</small>		Provisional Rates Effective From Jan 01, 2023 to Jan 31, 2023		Provisional Rates Effective From Feb 01, 2023 to Mar 31, 2023		Provisional Rates Effective From Apr 01, 2023 to Jun 30, 2023	
		Simple Rate	Effective rate	Simple Rate	Effective rate	Simple Rate	Effective rate
S.#	Products						
S.#	Products (PKR Term Deposits) Range Rs.100,000 to Rs.499,999						
1	1 Month						
	Maturity	10.618%	11.150%	11.522%	12.150%	14.190%	15.150%
2	2 Months						
	Maturity	10.710%	11.200%	11.622%	12.200%	14.318%	15.200%
3	3 Months						
	Maturity	10.804%	11.250%	11.724%	12.250%	14.448%	15.250%
4	6 Months						
	Maturity	10.855%	11.150%	11.802%	12.150%	14.616%	15.150%
5	9 Months						
	Maturity	10.855%	11.000%	11.828%	12.000%	14.735%	15.000%
6	12 Months						
	Semi Annual	10.618%	10.900%	11.566%	11.900%	14.383%	14.900%
	Maturity	10.900%	10.900%	11.900%	11.900%	14.900%	14.900%
7	24 Months						
	Semi Annual	8.921%	9.120%	9.952%	10.200%	12.085%	12.450%
	Yearly	9.120%	9.120%	10.200%	10.200%	12.450%	12.450%
	Maturity	9.536%	9.120%	10.720%	10.200%	13.225%	12.450%
8	36 Months						
	Semi Annual	8.950%	9.150%	9.952%	10.200%	11.849%	12.200%
	Yearly	9.150%	9.150%	10.200%	10.200%	12.200%	12.200%
	Maturity	10.013%	9.150%	11.276%	10.200%	13.749%	12.200%
9	60 Months						
	Semi Annual	9.026%	9.230%	10.000%	10.250%	11.187%	11.500%
	Yearly	9.230%	9.230%	10.250%	10.250%	11.500%	11.500%
	Maturity	11.099%	9.230%	12.357%	10.100%	14.236%	11.350%
S.#	Products (PKR Term Deposits) Range Rs.500,000 and Above						
1	1 Month						
	Maturity	10.636%	11.170%	11.540%	12.170%	14.207%	15.170%
2	2 Months						
	Monthly	10.687%	11.226%	11.590%	12.226%	14.257%	15.226%
	Maturity	10.734%	11.226%	11.646%	12.226%	14.341%	15.226%
3	3 Months						
	Monthly	10.737%	11.282%	11.640%	12.282%	14.306%	15.282%
	Maturity	10.834%	11.282%	11.754%	12.282%	14.477%	15.282%
4	6 Months						
	Monthly	10.641%	11.176%	11.545%	12.176%	14.213%	15.176%
	Quarterly	10.736%	11.176%	11.657%	12.176%	14.382%	15.176%
	Maturity	10.880%	11.176%	11.826%	12.176%	14.640%	15.176%

Taj Page 2 of 6